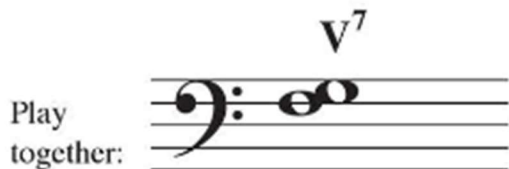
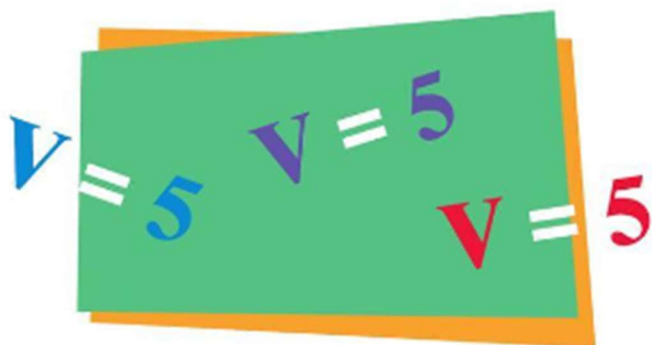


The V⁷ Chord

(pronounced “five-seven”)

V is the Roman numeral for the number 5.

The V⁷ chord is formed by playing both the dominant note and the note below it in the 5-finger scale.



For more information on the V⁷, refer to Lesson Book p. 52.

Mr. Haydn's Chords


- Write I or V⁷ under each measure.
 - Play the chords as your teacher plays the *London Symphony Theme* high on the piano. (Lesson Book p. 52)

With spirit

- Write I or V⁷ in each of Mr. Haydn's wigs. Now play the chord pattern you wrote.




Fun Facts for Mr. Haydn


1. Read the words, then play each melody.
2. Now write **I** or **V⁷** in each box to harmonize the melody. 
 - If the R.H. plays mostly scale steps 1-3-5, use the **I** chord.
 - If the R.H. plays mostly scale steps 2-4-5, use the **V⁷** chord.
3. Play each melody with the chords.




Ex.




f-p Hay - dn was the sec - ond child of twelve chil - dren.
Hay - dn's fa - ther worked as a wag - on mak - er.



f-p Aus - tri - a was Hay - dn's home, Hay - dn's home, Hay - dn's home.
As a child he loved to sing, loved to sing, loved to sing.



f-p Hay - dn loved to hunt and Hay - dn was a fish - er - man.
Hay - dn thought of na - ture. Na - ture helped him to com - pose.



f-p Guess how man - y sym - pho - nies that Hay - dn wrote?
Here's the an - swer: one hun - dred and four, he wrote!



- Your teacher will play each line of music and change the rhythm or notes of **one** measure.
- Look closely and point to the measure that was changed.